

Report on the

J. F. Ingram State Technical College

Deatsville, Alabama

October 1, 2019 through September 30, 2020

Filed: November 12, 2021



Department of Examiners of Public Accounts

401 Adams Avenue, Suite 280
Montgomery, Alabama 36104-4338
P.O. Box 302251
Montgomery, Alabama 36130-2251
Website: www.examiners.alabama.gov

Rachel Laurie Riddle, Chief Examiner



Rachel Laurie Riddle
Chief Examiner

State of Alabama
Department of
Examiners of Public Accounts

P.O. Box 302251, Montgomery, AL 36130-2251
401 Adams Avenue, Suite 280
Montgomery, Alabama 36104-4338
Telephone (334) 242-9200
FAX (334) 242-1775

Honorable Rachel Laurie Riddle
Chief Examiner of Public Accounts
Montgomery, Alabama 36130

Dear Madam:

An audit was conducted on J. F. Ingram State Technical College, Deatsville, Alabama, for the period October 1, 2019 through September 30, 2020. Under the authority of the *Code of Alabama 1975*, Section 41-5A-19, I hereby swear to and submit this report to you on the results of the audit.

Respectfully submitted,

A handwritten signature in cursive script that reads 'Laura Lynette Long'.

Laura Lynette Long
Examiner of Public Accounts

rb

Table of Contents

	<i>Page</i>
Summary	A
Contains items pertaining to state and federal legal compliance, College operations and other matters.	
Comments	C
Contains information pertaining to the College operations, compliance and other matters.	
Schedule of State Compliance and Other Findings	D
Contains detailed information about findings pertaining to state legal compliance and other findings.	
Independent Auditor's Report	F
Reports on whether the financial information constitutes a fair presentation of the financial position and results of financial operations in accordance with generally accepted accounting principles (GAAP).	
Management's Discussion and Analysis	J
Provides information required by the Governmental Accounting Standards Board (GASB) that is prepared by management of the College introducing the basic financial statements and providing an analytical overview of the College's financial activities for the year. This information has not been audited, and no opinion is provided about the information.	
<u>Basic Financial Statements</u>	1
Provides the minimum combination of financial statements and notes to the financial statements that is required for the fair presentation of the College's financial position and results of operations in accordance with GAAP.	
J. F. Ingram State Technical College	
Exhibit #1 Statement of Net Position	2
Exhibit #2 Statement of Revenues, Expenses and Changes in Net Position	4
Exhibit #3 Statement of Cash Flows	5
Notes to the Financial Statements	7

Table of Contents

	<i>Page</i>
<u>Required Supplementary Information</u>	29
Provides information required by the Governmental Accounting Standards Board (GASB) to supplement the basic financial statements. This information has not been audited and no opinion is provided about the information.	
Exhibit #4 Schedule of the College’s Proportionate Share of the Collective Net Pension Liability	30
Exhibit #5 Schedule of the College’s Contributions – Pension	31
Exhibit #6 Schedule of the College’s Proportionate Share of the Collective Net Other Postemployment Benefits (OPEB) Liability Alabama Retired Education Employees’ Health Care Trust	32
Exhibit #7 Schedule of the College’s Contributions Other Postemployment Benefits (OPEB) Liability Alabama Retired Education Employees’ Health Care Trust	33
Notes to Required Supplementary Information for Other Postemployment Benefits (OPEB)	34
<u>Supplementary Information</u>	36
Contains financial information and notes relative to federal financial assistance.	
Exhibit #8 Schedule of Expenditures of Federal Awards	37
Notes to the Schedule of Expenditures of Federal Awards	38
<u>Additional Information</u>	39
Provides basic information related to the College, including reports and items required by generally accepted government auditing standards and/or Title 2 U. S. <i>Code of Federal Regulations</i> Part 200, <i>Uniform Administrative Requirements, Cost Principles, and Audit Requirements for Federal Awards (Uniform Guidance)</i> for federal compliance audits.	
Exhibit #9 College Officials – a listing of the College officials.	40

Table of Contents

	<i>Page</i>
Exhibit #10 Report on Internal Control Over Financial Reporting and on Compliance and Other Matters Based on an Audit of Financial Statements Performed in Accordance With <i>Government Auditing Standards</i> – a report on internal controls related to the financial statements and on whether the College complied with laws and regulations which could have a direct and material effect on the College’s financial statements.	41
Exhibit #11 Report on Compliance for Each Major Federal Program and Report on Internal Control Over Compliance Required by the <i>Uniform Guidance</i> – a report on internal controls over compliance with requirements of federal statutes, regulations, and the terms and conditions of federal awards applicable to major federal programs and an opinion on whether the College complied with federal statutes, regulations, and terms and conditions of its federal awards which could have a direct and material effect on each major program.	43
Exhibit #12 Schedule of Findings and Questioned Costs – a schedule summarizing the results of audit findings relating to the financial statements as required by <i>Government Auditing Standards</i> and findings and questioned costs for federal awards as required by the <i>Uniform Guidance</i> .	46
Exhibit #13 Auditee Response – a response by the College on the results of the audit.	48



Department of
Examiners of Public Accounts

SUMMARY

**J. F. Ingram State Technical College
October 1, 2019 through September 30, 2020**

J. F. Ingram State Technical College (the “College”) is a publicly supported institution in the Alabama Community College System. The College is under the direction and control of the Alabama Community College System Board of Trustees through the Chancellor of the Alabama Community College System Office.

J. F. Ingram State Technical College provides the following technical, vocational and career education programs that prepare students for employment in an occupational field and leads to certificates: Drafting and Design Technology; Office Information Systems; Auto Body Repair; Automotive Technology; Barbering; Cabinet Making; Carpentry; Cosmetology; Electrical Technology; Diesel Mechanics; Heating, Ventilation and Air Conditioning; Furniture Refinishing; Horticulture; Logistics; Masonry; Plumbing; Upholstery (Automotive/Furniture); and Welding.

In addition, to the above certificates, J. F. Ingram State Technical College partners with the Department of Education to provide special education services to eligible incarcerated students at five major Department of Corrections Institutions. The educational services include Individual Educational Program (IEP) development and program modifications in postsecondary technical programs and other services that are tailored to individual student needs. The College is accredited by the Council on Occupational Education.

This report presents the results of an audit, the objectives of which were to determine whether the financial statements present fairly the financial position and results of financial operations and whether the College complied with applicable laws and regulations, including those applicable to its major federal financial assistance programs. The audit was conducted in accordance with auditing standards generally accepted in the United States of America and the standards applicable to financial audits contained in *Government Auditing Standards* issued by the Comptroller General of the United States, as well as, the requirements of the Department of Examiners of Public Accounts under the authority of the *Code of Alabama 1975*, Section 41-5A-12.

An unmodified opinion was issued on the basic financial statements, which means the College’s financial statements present fairly, in all material respects, its financial position and the results of its operations for the fiscal year ended September 30, 2020.

AUDIT FINDING

An instance of noncompliance with state laws and regulations and other matters was found during the audit, as shown on the Schedule of State Compliance and Other Findings and it is summarized below.

- ◆ 2020-001 relates to the failure of the College to follow Board Policy 710.01.

EXIT CONFERENCE

The following officials/employees were invited to an exit conference to discuss the results of the audit: Annette Funderburk, President and Jimmy Baker, Chancellor of the Alabama Community College System. The following individuals attended the exit conference: Representing the College were: Annette Funderburk, President; Dr. Brannon Lentz, Dean of Administration; and Amelia Fox, Business Office Director. Representing the Department of Examiners of Public Accounts were: Annette Williams, Audit Manager and Lynette Long, Examiner.



Department of
Examiners of Public Accounts

COMMENTS

**J. F. Ingram State Technical College
October 1, 2019 through September 30, 2020**

J. F. Ingram State Technical College (the “College”) was created by Act 110 of the Alabama Legislature in Special Session in 1965, as J. F. Ingram State Technical Institute. The College was named after Mr. John Fred Ingram, a nationally known pioneer in vocational education from Covington County, Alabama. The College was created to train incarcerated men and women in useful occupations in preparation for a successful return to society. The College began operation on the grounds of Draper Correctional Center in Elmore, Alabama. In 1970, additional facilities were constructed adjacent to the Frank Lee Youth Center in Deatsville, Alabama.

In April 1983, the Alabama State Board of Education renamed the institution J. F. Ingram State Technical College. In 1977, the College was accredited by the Commission on Occupational Education Institutions (COEI) of the Southern Association of Colleges and Universities. Today, J. F. Ingram State Technical College is accredited by the Council on Occupational Education (COE), the national accrediting agency that evolved from the regional COEI.

This Page Intentionally Blank

*Schedule of State Compliance
and Other Findings*

Schedule of State Compliance and Other Findings
For the Year Ended September 30, 2020

Ref. No.	Finding/Noncompliance
2020-001	<p><u>Finding:</u> Live work is a paid or contracted service performed by students under real-world working conditions as an integral part of a course of study. According to the Alabama Community College System Board of Trustee Policy 710.01, the person, program, institution or organization for which live work is done shall bear all actual costs of materials and parts involved and pay a service charge of no less than cost plus 10 percent and no more than cost plus 20 percent. The College, if desired, may place up to 10% of the service charge into the College's foundation account. From a population of 241 work orders, a sample of 25 work orders were randomly selected for testing. Of these 25 work orders, 17 work orders (68%) had an additional 10% designated for the foundation added to the total cost of the amount charged to the customer instead of designating 10% of the service charge.</p> <p><u>Recommendation:</u> The College should ensure that all costs charged for live work is in accordance with Board Policy 710.01.</p>

Independent Auditor's Report

Independent Auditor's Report

Jimmy Baker, Chancellor – Alabama Community College System
Annette Funderburk, President – J. F. Ingram State Technical College
Deatsville, Alabama 36022

Report on the Financial Statements

We have audited the accompanying financial statements of J. F. Ingram State Technical College, a component unit of the State of Alabama, as of and for the year ended September 30, 2020, and related notes to the financial statements which collectively comprise J. F. Ingram State Technical College's basic financial statements as listed in the table of contents as Exhibits 1 through 3.

Management's Responsibility for the Financial Statements

Management is responsible for the preparation and fair presentation of these financial statements in accordance with accounting principles generally accepted in the United States of America; this includes the design, implementation, and maintenance of internal control relevant to the preparation and fair presentation of financial statements that are free from material misstatement, whether due to fraud or error.

Auditor's Responsibility

Our responsibility is to express an opinion on these financial statements based on our audit. We conducted our audit in accordance with auditing standards generally accepted in the United States of America and the standards applicable to financial audits contained in ***Government Auditing Standards***, issued by the Comptroller General of the United States. Those standards require that we plan and perform the audit to obtain reasonable assurance about whether the financial statements are free of material misstatement.

An audit involves performing procedures to obtain audit evidence about the amounts and disclosures in the financial statements. The procedures selected depend on the auditor's judgment, including the assessment of the risks of material misstatement of the financial statements, whether due to fraud or error. In making those risk assessments, the auditor considers internal control relevant to the entity's preparation and fair presentation of the financial statements in order to design audit procedures that are appropriate in the circumstances, but not for the purpose of expressing an opinion on the effectiveness of the entity's internal control. Accordingly, we express no such opinion. An audit also includes evaluating the appropriateness of accounting policies used and the reasonableness of significant accounting estimates made by management, as well as evaluating the overall presentation of the financial statements.

We believe that the audit evidence we have obtained is sufficient and appropriate to provide a basis for our audit opinions.

Opinion

In our opinion, the financial statements referred to above present fairly, in all material respects, the financial position of J. F. Ingram State Technical College, as of September 30, 2020, and its changes in financial position and its cash flows for the year then ended in accordance with accounting principles generally accepted in the United States of America.

Other Matters

Required Supplementary Information

Accounting principles generally accepted in the United States of America require that the Management's Discussion and Analysis (MD&A), the Schedule of the College's Proportionate Share of the Collective Net Pension Liability, the Schedule of the College's Contributions – Pension, the Schedule of the College's Proportionate Share of the Collective Net Other Postemployment Benefits (OPEB) Liability and the Schedule of the College's Contributions – Other Postemployment Benefits (OPEB) be presented to supplement the basic financial statements. Such information, although not a part of the basic financial statements, is required by the Governmental Accounting Standards Board who considers it to be an essential part of financial reporting for placing the basic financial statements in an appropriate operational, economic, or historical context. We have applied certain limited procedures to the required supplementary information in accordance with auditing standards generally accepted in the United States of America, which consisted of inquiries of management about the methods of preparing the information and comparing the information for consistency with management's responses to our inquiries, the basic financial statements, and other knowledge we obtained during our audit of the basic financial statements. We do not express an opinion or provide any assurances on the information because the limited procedures do not provide us with sufficient evidence to express an opinion or provide any assurance.

Supplementary Information

Our audit was conducted for the purpose of forming an opinion on the financial statements that collectively comprise J. F. Ingram State Technical College's basic financial statements. The accompanying Schedule of Expenditures of Federal Awards (Exhibit 8) is presented for purposes of additional analysis as required by Title 2 U. S. ***Code of Federal Regulations*** Part 200, ***Uniform Administrative Requirements, Cost Principles, and Audit Requirements for Federal Awards (Uniform Guidance)*** and is not a required part of the basic financial statements.

The Schedule of Expenditures of Federal Awards is the responsibility of management and was derived from and relates directly to the underlying accounting and other records used to prepare the basic financial statements. Such information has been subjected to the auditing procedures applied in the audit of the basic financial statements and certain additional procedures, including comparing and reconciling such information directly to the underlying accounting and other records used to prepare the basic financial statements or to the basic financial statements themselves, and other additional procedures in accordance with auditing standards generally accepted in the United States of America. In our opinion, the Schedule of Expenditures of Federal Awards is fairly stated, in all material respects, in relation to the financial statements as a whole.

Other Reporting Required by Government Auditing Standards

In accordance with ***Government Auditing Standards***, we have also issued our report dated October 25, 2021, on our consideration of J. F. Ingram State Technical College's internal control over financial reporting and on our tests of its compliance with certain provisions of laws, regulations, contracts and grant agreements and other matters. The purpose of that report is solely to describe the scope of our testing of internal control over financial reporting and compliance and the results of that testing, and not to provide an opinion on the effectiveness of J. F. Ingram State Technical College's internal control over financial reporting or on compliance. That report is an integral part of an audit performed in accordance with ***Government Auditing Standards*** in considering J. F. Ingram State Technical College's internal control over financial reporting and compliance.



Rachel Laurie Riddle
Chief Examiner
Department of Examiners of Public Accounts

Montgomery, Alabama

October 25, 2021

Management's Discussion and Analysis
(Required Supplementary Information)

J. F. INGRAM STATE TECHNICAL COLLEGE

Management's Discussion and Analysis

Fiscal Year 2019-2020

Overview of the Financial Statements and Financial Analysis

J. F. Ingram State Technical College is pleased to present its financial statements for fiscal year 2019-2020. The emphasis of discussions about these statements will be on current year data. There are three financial statements presented: the Statement of Net Position; the Statement of Revenues, Expenses, and Changes in Net Position; and the Statement of Cash Flows.

This discussion and analysis of the College's financial statements provides an overview of its financial activities for the year and comparative amounts for the prior year.

Statement of Net Position

The Statement of Net Position presents the assets, deferred outflows, liabilities, deferred inflows and net position of the College as of the end of the fiscal year. The Statement of Net Position is a point of time financial statement. The purpose of the Statement of Net Position is to present to the readers of the financial statements a fiscal snapshot of J. F. Ingram State Technical College. The Statement of Net Position presents end-of-year data concerning Assets (current and non-current), Deferred Inflows, Liabilities (current and non-current), Deferred Outflows and Net Position (assets and deferred outflows minus liabilities and deferred inflows). The difference between current and non-current assets will be discussed in the financial statement disclosures.

From the data presented, readers of the Statements of Net Position are able to determine the assets available to continue the operations of the College. They are also able to determine how much the College owes vendors, investors, and lending institutions. Finally, the Statement of Net Position provides a picture of the Net Position (assets and deferred outflows minus liabilities and deferred inflows) and their availability for expenditure by the College.

Net Position is divided into three major categories. The first category, Net Investment in Capital Assets, provides the College's equity in property, plant, and equipment owned by the College. The next category is restricted net position, which is divided into two categories, expendable and nonexpendable. Expendable restricted net position is available for expenditure by the College but must be spent for purposes as determined by donors and/or external entities that have placed time or purpose restrictions on the use of the assets. The corpus of nonexpendable restricted resources is only available for investment purposes. The final category is unrestricted net position. Unrestricted net position is available to the College for any appropriate purpose of the College.

Statement of Net Position

	2019-2020	2018-2019
Assets:		
Current Assets	\$9,426,033.54	\$6,274,542.74
Capital Assets	3,127,510.94	2,948,374.04
Noncurrent Assets		1,018,835.34
Total Assets	12,553,544.48	10,241,752.12
Deferred Outflow of Resources:		
Pension	1,777,111.00	1,683,094.00
OPEB	803,438.00	371,484.00
Total Deferred Outflow of Resources	2,580,549.00	2,054,578.00
Liabilities:		
Current Liabilities	980,982.55	368,454.66
Noncurrent Liabilities	14,770,887.70	17,131,526.79
Total Liabilities	15,751,870.25	17,499,981.45
Deferred Inflow of Resources:		
Pension	1,494,141.00	2,708,141.00
OPEB	4,427,113.00	1,094,197.00
Total Deferred Inflow of Resources	5,921,254.00	3,802,338.00
Net Position:		
Net Investment in Capital Assets	3,127,510.94	2,948,374.04
Unrestricted	(9,666,541.71)	(11,954,363.37)
Total Net Position	\$(6,539,030.77)	\$(9,005,989.33)

Total assets of the College increased by \$2,311,792.36. This is due to an increase in accounts receivable and cash.

Total liabilities for the year decreased by \$1,748,111.20. During the 2014-15 fiscal year, the College implemented GASB 68 which requires the College's proportionate share of any unfunded pension liability to be disclosed. Also, during the 2017-18 fiscal year, the College implemented GASB 75 which requires the College's proportionate share of any unfunded other post-retirement benefits to be disclosed. The implementation of GASB 68 and GASB 75 has resulted in a negative net position of \$6,539,030.77.

The \$525,971.00 increase in the Deferred Outflow of Resources and the \$2,118,916.00 increase in the Deferred Inflow of Resources are due to the implementation of GASB 68 during fiscal year 2014-15 and GASB 75 during fiscal year 2017-18. These amounts detail pension amounts and other post-retirement benefits relating to the College's portion of the Retirement System of Alabama unfunded pension and other post-retirement benefits liabilities.

Assets less liabilities result in net position of \$(6,539,030.77). Capital assets represent \$3,127,510.94 of the net position.

Statement of Revenues, Expenses, and Changes in Net Position

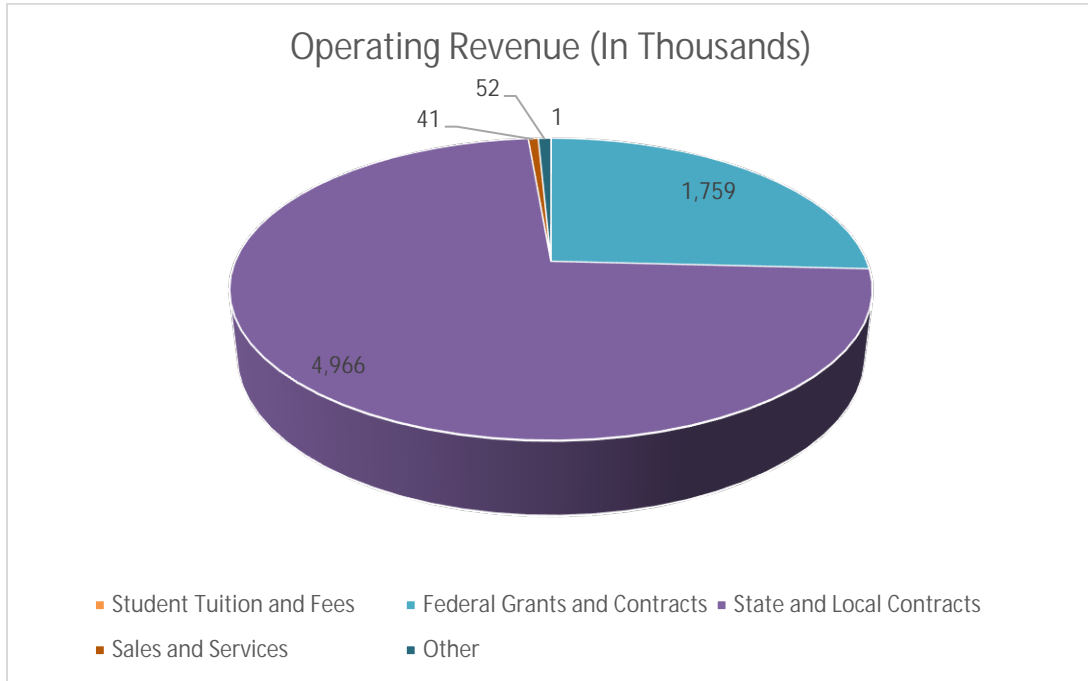
Changes in total net position as presented on the Statement of Net Position are based on the activity presented in the Statement of Revenues, Expenses, and Changes in Net Position. The purpose of the statement is to present the revenues received by the College, both operating and non-operating, and the expenses paid by the College, operating and non-operating, and any other revenues, expenses, gains, and losses received or spent by the College.

Generally speaking, operating revenues are received for providing goods and services to the various customers and constituencies of the College. Operating expenses are those expenses paid to acquire or produce the goods and services provided in return for the operating revenues, and to carry out the mission of the College. Non-operating revenues are revenues received for which goods and services are not provided. For example, state appropriations are non-operating because they are provided by the Legislature to the College without the Legislature directly receiving commensurate goods and services for those revenues.

Statement of Revenues, Expenses, and Changes in Net Position

	<u>2019-2020</u>	<u>2018-2019</u>
Operating Revenues	\$6,819,751.42	\$4,992,220.58
Operating Expenses	13,002,960.33	12,624,028.09
Operating Loss	(6,183,208.91)	(7,631,807.51)
Nonoperating Revenues and Expenses	8,805,067.41	8,930,270.29
Increase in Net Position	2,621,858.50	1,298,462.78
Net Position, Beginning of Year, as Restated	(9,160,889.27)	(10,304,452.11)
Net Position, End of Year	<u>\$(6,539,030.77)</u>	<u>\$(9,005,989.33)</u>

Some highlights of the information presented on the Statement of Revenues, Expenses, and Changes in Net Position are the following:

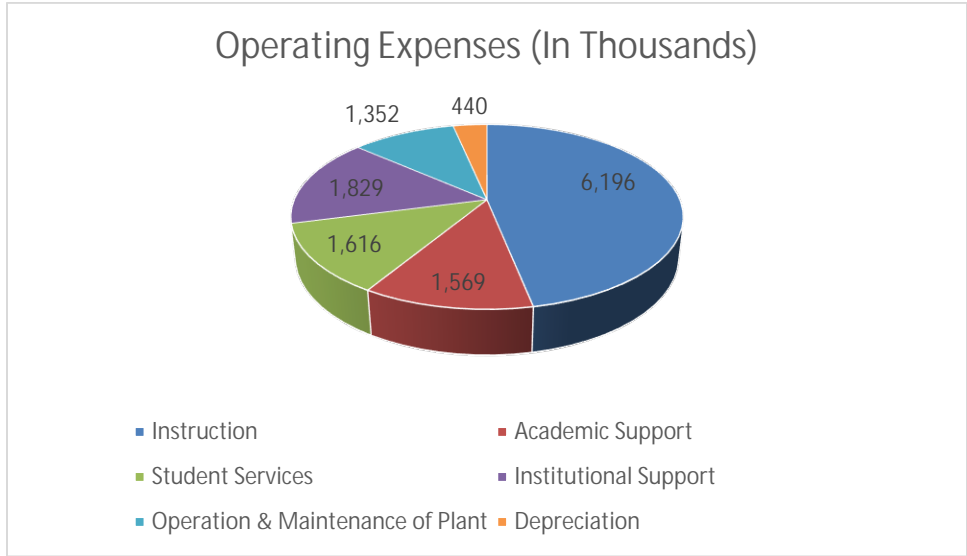


The above chart displays in thousands of dollars, the operating revenues by type and their relationship with one another. State grants and contracts represent the largest type of revenue followed closely by federal grants and contracts. All other revenue sources represent only 1% of the total operating revenue.

The College's student tuition and fees revenue decreased due to a decrease in enrollment. Sponsored scholarships also decreased during fiscal year 2019-20 as a result of a decrease in enrollment.

The reason that student tuition and fees revenue is a small percentage of all revenues is because the College provides educational opportunities to incarcerated individuals and the majority of our students receive a tuition and fee waiver to cover charges associated with obtaining a certificate or diploma in their first course of study. The tuition and fees revenue reported net of scholarship allowance is revenue that we received from sponsors paying the tuition and fees costs of our students who are taking a second course of study at J. F. Ingram State Technical College's campuses.

The operating expenses by function stated in thousands are displayed in the following exhibit:



The overall expenses in the functional areas of the College increased 3% from the total reported last year. Increases in academic support, institutional support, and operation and maintenance of plant areas accounted for the overall change in operating expenditures from the previous fiscal year.

Statement of Cash Flows

The final statement presented by J. F. Ingram State Technical College is the Statement of Cash Flows. The Statement of Cash Flows presents detailed information about the cash activity of the College during the year. The statement is divided into five parts. The first part reflects operating cash flows and shows the net cash used by the operating activities of the College. The second section reflects cash flows from non-capital financing activities. This section reflects the cash received and spent for non-operating, non-investing, and non-capital financing purposes. The third section reflects cash flows from capital and related financing activities. This section details cash used for the acquisition and construction of capital and related items. The fourth section reflects the cash flows from investing activities and shows the purchases, proceeds, and interest received from investing activities. The fifth section reconciles the net cash used to the operating income or loss reflected on the Statement of Revenues, Expenses, and Changes in Net Position.

Statement of Cash Flows for the Year ended September 30

	2019-2020	2018-2019
Cash Provided (Used) By:		
Operating Activities	\$(6,411,342.29)	\$(8,238,317.11)
Noncapital Financing Activities	8,733,312.36	8,784,334.31
Capital and Related Financing Activities	(773,756.75)	(412,155.29)
Investing Activities	1,089,894.87	63,538.42
Net Change in Cash	(2,638,108.19)	197,400.33
Cash, Beginning of Year	4,217,908.70	4,020,508.37
Cash, End of Year	<u>\$6,856,016.89</u>	<u>\$ 4,217,908.70</u>

The primary cash receipts from operating activities consist of grants and contracts. Cash outlays include payment of wages, benefits, vendor services and products, supplies, utilities and purchases of capital assets.

State appropriations are the College's primary source of non-operating revenues. This source of revenue is categorized as non-operating even though the College's budget depends on this funding to continue the current level of operations.

Economic Outlook

The College has the expressed purpose by the Alabama Legislature to serve incarcerated students within the Alabama Department of Corrections (ADOC) correctional facilities. Governor Kay Ivey and the Alabama Legislature are working with ADOC to develop a long-range plan for new correctional facilities. Alabama Community College System staff and ISTC President Annette Funderburk are in discussions with ADOC regarding the placement of educational services within the new correctional facilities. These changes could have a significant effect on the financial position of the College. The College has an opportunity to increase enrollment as educational services are offered in more and larger correctional facilities.

Aside from the aforementioned, the College is not aware of any currently known facts, decisions, or conditions that are expected to have a significant effect on the financial position or results of operations of the upcoming fiscal period beyond those unknown variations having a global effect on virtually all types of business operations. The national economy continues to be a major concern since such a large portion of our funding is from Federal sources.

The College's overall financial position is adequate. The projected level of financial support from the State of Alabama and federal and state grantor agencies for the upcoming fiscal year will enable us to meet the current needs of our student population. However, the lack of funding the past few years is causing a problem related to deferred maintenance. As reflected on financial statements our physical plant is reaching the end of its designed life capacity especially in our equipment categories. The College will continue to monitor resources so that we will be able to react to unknown internal and external issues.

This Page Intentionally Blank

Basic Financial Statements

Statement of Net Position
September 30, 2020

ASSETS

Current Assets

Cash and Cash Equivalents	\$ 6,856,016.89
Accounts Receivable, Net	2,464,421.05
Inventories	105,595.60
Total Current Assets	<u>9,426,033.54</u>

Noncurrent Assets

Capital Assets:	
Land	10,000.00
Improvements Other Than Buildings	233,505.94
Buildings	5,229,904.94
Equipment and Furniture	4,837,816.74
Library Holdings	111,149.80
Less: Accumulated Depreciation	<u>(7,294,866.48)</u>
Total Capital Assets, Net of Depreciation	<u>3,127,510.94</u>
Total Noncurrent Assets	<u>3,127,510.94</u>
Total Assets	<u>12,553,544.48</u>

Deferred Outflow of Resources

Defined Benefit Pension Plan	1,777,111.00
Other Postemployment Benefit (OPEB)	803,438.00
Total Deferred Outflow of Resources	<u>\$ 2,580,549.00</u>

The accompanying Notes to the Financial Statements are an integral part of this statement.

LIABILITIES**Current Liabilities**

Accounts Payable and Accrued Liabilities	\$	640,555.24
Deposit Liabilities		20,988.70
Unearned Revenue		269,331.79
Compensated Absences		50,106.82
Total Current Liabilities		<u>980,982.55</u>

Noncurrent Liabilities

Compensated Absences		418,319.70
Net Pension Liability		11,099,801.00
Net OPEB Liability		3,252,767.00
Total Noncurrent Liabilities		<u>14,770,887.70</u>

Total Liabilities		<u>15,751,870.25</u>
-------------------	--	----------------------

Deferred Inflow of Resources

Defined Benefit Pension Plan		1,494,141.00
Other Postemployment Benefit (OPEB)		4,427,113.00
Total Deferred Inflow of Resources		<u>5,921,254.00</u>

Net Position

Net Investment in Capital Assets		3,127,510.94
Unrestricted		<u>(9,666,541.71)</u>

Total Net Position	\$	<u>(6,539,030.77)</u>
--------------------	----	-----------------------

This Page Intentionally Blank

***Statement of Revenues, Expenses and Changes in Net Position
For the Year Ended September 30, 2020***

OPERATING REVENUES

Student Tuition and Fees (Net of Scholarship Allowances of \$2,184,738.88)	\$ 1,280.00
Federal Grants and Contracts	1,758,900.99
State and Local Grants and Contracts	4,966,050.80
Sales and Services of Educational Departments	41,041.95
Other	52,477.68
Total Operating Revenues	<u>6,819,751.42</u>

OPERATING EXPENSES

Instruction	6,195,831.70
Academic Support	1,569,281.69
Student Services	1,616,481.48
Institutional Support	1,829,169.24
Operation and Maintenance	1,352,476.31
Depreciation	439,719.91
Total Operating Expenses	<u>13,002,960.33</u>

Operating Income (Loss)	<u>(6,183,208.91)</u>
-------------------------	-----------------------

NONOPERATING REVENUES (EXPENSES)

State Appropriations	8,086,100.84
Federal Grants and Contracts	441,920.15
Investment Income	71,059.53
Gifts	183,498.00
Bond Surety Fee Expense	(1,728.48)
Other Nonoperating Revenues	24,217.37
Net Nonoperating Revenues	<u>8,805,067.41</u>
Changes in Net Position	2,621,858.50
Total Net Position - Beginning of Year, as Restated (Note 11)	<u>(9,160,889.27)</u>
Total Net Position - End of Year	<u>\$ (6,539,030.77)</u>

The accompanying Notes to the Financial Statements are an integral part of this statement.

Statement of Cash Flows
For the Year Ended September 30, 2020

CASH FLOWS FROM OPERATING ACTIVITIES

Tuition and Fees	\$ 1,280.00
Federal Grants and Contracts	1,595,046.81
State Grants and Contracts	4,859,730.99
Sales and Services of Educational Departments	33,427.81
Other	52,477.68
Payments to Suppliers	(3,173,196.08)
Payments to Employees	(7,379,966.35)
Payments for Benefits	(2,400,143.15)
Net Cash Provided (Used) by Operating Activities	<u>(6,411,342.29)</u>

CASH FLOWS FROM NONCAPITAL FINANCING ACTIVITIES

State Appropriation	8,086,100.84
Federal Grants and Contracts	441,920.15
Bond Surety Fee Expense	(2,424.00)
Other Nonoperating Revenue	207,715.37
Net Cash Provided (Used) by Noncapital Financing Activities	<u>8,733,312.36</u>

CASH FLOWS FROM CAPITAL AND RELATED FINANCING ACTIVITIES

Purchases of Capital Assets	<u>(773,756.75)</u>
Net Cash Provided (Used) by Capital and Related Financing Activities	<u>(773,756.75)</u>

CASH FLOWS FROM INVESTING ACTIVITIES

Proceeds from Sales and Maturities of Investments	1,018,835.34
Interest on Investments	71,059.53
Net Cash Provided (Used) by Investing Activities	<u>1,089,894.87</u>

Net Increase (Decrease) in Cash and Cash Equivalents	2,638,108.19
Cash and Cash Equivalents - Beginning of Year	4,217,908.70
Cash and Cash Equivalents - End of Year	<u>\$ 6,856,016.89</u>

The accompanying Notes to the Financial Statements are an integral part of this statement.

Reconciliation of Net Operating Revenues (Expenses) to Net Cash Provided (Used) by Operating Activities:

Operating Income (Loss) \$ (6,183,208.91)

Adjustments to Reconcile Net Operating Income (Loss) to Net Cash Provided (Used) by Operating Activities:

Depreciation Expense 439,719.91

Changes in Assets and Liabilities:

(Increase)/Decrease in Receivables (519,883.83)

(Increase)/Decrease in Other Assets 805.00

(Increase)/Decrease in Inventories 5,696.22

(Increase)/Decrease in Deferred Outflows (525,971.00)

Increase/(Decrease) in Accounts Payable 367,313.30

Increase/(Decrease) in Unearned Revenue 269,331.79

Increase/(Decrease) in Net Pension Liability 1,085,000.00

Increase/(Decrease) in Net OPEB Liability (3,413,442.00)

Increase/(Decrease) in Deferred Inflows 2,118,916.00

Increase/(Decrease) in Deposits (21,725.89)

Increase/(Decrease) in Compensated Absences (33,892.88)

Net Cash Provided (Used) by Operating Activities \$ (6,411,342.29)

Notes to the Financial Statements

For the Year Ended September 30, 2020

Note 1 – Summary of Significant Accounting Policies

The financial statements of J. F. Ingram State Technical College (the “College”) are prepared in accordance with accounting principles generally accepted in the United States of America (GAAP). The Governmental Accounting Standards Board (GASB) is the accepted standard-setting body for establishing governmental accounting and financial reporting principles. The more significant accounting policies of J. F. Ingram State Technical College are described below.

A. Reporting Entity

J. F. Ingram State Technical College is a component unit of the State of Alabama. A component unit is a legally separate organization for which the elected officials of the primary government are financially accountable. The Governmental Accounting Standards Board (GASB) in Statement Number 14, “The Financial Reporting Entity,” states that a primary government is financially accountable for a component unit if it appoints a voting majority of an organization's governing body and (1) it is able to impose its will on that organization or (2) there is a potential for the organization to provide specific financial benefits to, or impose specific financial burdens on, the primary government. In this case, the primary government is the State of Alabama which through the Alabama Community College System Board of Trustees governs the Alabama Community College System. The Alabama Community College System through its Chancellor has the authority and responsibility for the operation, management, supervision and regulation of J. F. Ingram State Technical College. In addition, the College receives a substantial portion of its funding from the State of Alabama (potential to impose a specific financial burden). Based on these criteria, the College is considered for financial reporting purposes to be a component unit of the State of Alabama.

B. Measurement Focus, Basis of Accounting and Financial Statement Presentation

The financial statements of the College have been prepared using the economic resources measurement focus and the accrual basis of accounting. Revenues are recorded when earned and expenses are recorded when a liability is incurred, regardless of the timing of the related cash flows. Grants and similar items are recognized as revenue as soon as all eligibility requirements imposed by the provider have been met.

It is the policy of the College to first apply restricted resources when an expense is incurred and then apply unrestricted resources when both restricted and unrestricted resources are available.

Notes to the Financial Statements

For the Year Ended September 30, 2020

The Statement of Revenues, Expenses and Changes in Net Position distinguishes between operating and nonoperating revenues. Operating revenues, such as tuition and fees, result from exchange transactions associated with the principal activities of the College. Exchange transactions are those in which each party to the transactions receives or gives up essentially equal values. Nonoperating revenues arise from exchange transactions not associated with the College's principal activities, such as investment income and from all nonexchange transactions, such as state appropriations.

C. Assets, Deferred Outflows of Resources, Liabilities, Deferred Inflows of Resources and Net Position

1. Cash and Cash Equivalents

Cash and cash equivalents include cash on hand, demand deposits and short-term investments with original maturities of three months or less from the date of acquisition.

2. Receivables

Accounts receivable relate to amounts due from federal and state grants. The receivables are shown net of allowance for doubtful accounts.

3. Inventories

The inventories are comprised of (1) consumable supplies and (2) items held for resale. Inventories are valued at the lower of cost or market. Inventories are valued using the first in/first out (FIFO) method.

4. Capital Assets

Capital assets, other than intangibles, with a unit cost of over \$5,000 and an estimated useful life in excess of one year, and all library books, are recorded at historical cost or estimated historical cost if purchased or constructed. The capitalization threshold for intangible assets such as capitalized software and internally generated computer software is \$1 million and \$100,000 for easements and land use rights and patents, trademarks and copyrights. In addition, works of art and historical treasures and similar assets are recorded at their historical cost. Donated capital assets are recorded at acquisition value (an entry price). Land, Construction in Progress and intangible assets with indefinite lives are the only capital assets that are not depreciated. Depreciation is not allocated to a functional expense category. The costs of normal maintenance and repairs that do not add to the value of the asset or materially extend its life are not capitalized.

Notes to the Financial Statements

For the Year Ended September 30, 2020

Major outlays for capital assets and improvements are capitalized as projects are constructed.

Maintenance and repairs are charged to operations when incurred. Betterments and major improvements which significantly increase values, change capacities or extend useful lives are capitalized. Upon the sale or retirement of fixed assets being depreciated using the straight-line method, the cost and related accumulated depreciation are removed from the respective accounts and any resulting gain or loss is included in the results of operation.

The method of depreciation and useful lives of the capital assets are as follows:

Assets	Depreciation Method	Useful Lives
Buildings and Improvements	Straight-Line	50 years
Improvements Other Than Buildings	Straight-Line	25 years
Equipment	Straight-Line	5 – 10 years
Library Materials	Composite	20 years
Capitalized Software	Straight-Line	10 years
Internally Generated Computer Software	Straight-Line	10 years
Easement and Land Use Rights	Straight-Line	20 years
Patents, Trademarks and Copyrights	Straight-Line	20 years

5. Deferred Outflows of Resources

Deferred outflows of resources are reported in the Statement of Net Position. Deferred outflows of resources are defined as a consumption of net assets by the government that is applicable to a future reporting period. Deferred outflows of resources increase net position, similar to assets.

6. Long-Term Obligations

Long-term debt and other long-term obligations are reported as liabilities in the Statement of Net Position.

7. Compensated Absences

No liability is recorded for sick leave. Substantially all employees of the College earn 12 days of sick leave each year with unlimited accumulation. Payment is not made to employees for unpaid sick leave at termination or retirement.

All non-instructional employees earn annual leave at a rate which varies from 12 to 24 days per year depending on duration of employment, with accumulation limited to 60 days. Instructional employees do not earn annual leave. Payment is made to employees for unused leave at termination or retirement.

Notes to the Financial Statements

For the Year Ended September 30, 2020

8. Deferred Inflows of Resources

Deferred inflows of resources are reported in the Statement of Net Position. Deferred inflows of resources are defined as an acquisition of net assets by the government that is applicable to a future reporting period. Deferred inflows of resources decrease net position, similar to liabilities.

9. Pensions

For purposes of measuring the net pension liability, deferred outflows of resources and deferred inflows of resources related to pensions, and pension expense, the Teachers' Retirement System of Alabama (the "Plan") financial statements are prepared using the economic resources measurement focus and accrual basis of accounting. Contributions are recognized as revenues when earned, pursuant to plan requirements. Benefits and refunds are recognized when due and payable in accordance with the terms of the Plan. Expenses are recognized when the corresponding liability is incurred, regardless of when the payment is made. Investments are reported at fair value. Financial statements are prepared in accordance with requirements of the Governmental Accounting Standards Board (GASB). Under these requirements, the Plan is considered a component unit of the State of Alabama and is included in the State's Comprehensive Annual Financial Report.

10. Postemployment Benefits Other than Pensions (OPEB)

The Alabama Retired Education Employees' Health Care Trust (the "Trust") financial statements are prepared by using the economic resources measurement focus and accrual basis of accounting. This includes for purposes of measuring the net OPEB liability, deferred outflows of resources and deferred inflows of resources related to OPEB, and OPEB expense, information about the fiduciary net position of the Trust and additions to/deductions from the Trust's fiduciary net position. Plan members contributions are recognized in the period in which the contributions are due. Employer contributions are recognized when due pursuant to plan requirements. Benefits are recognized when due and payable in accordance with the terms of the plan. Subsequent events were evaluated by management through the date the financial statements were issued.

Notes to the Financial Statements

For the Year Ended September 30, 2020

11. Net Position

Net position is required to be classified for accounting and reporting purposes into the following categories:

- ◆ **Net Investment in Capital Assets** – Capital assets, including restricted capital assets, reduced by accumulated depreciation and by outstanding principal balances of debt attributable to the acquisition, construction or improvement of those assets. Deferred outflows of resources and deferred inflows of resources that are attributable to the acquisition, construction, or improvement of those assets or related debt are also included in this component of net position. Any significant unspent related debt proceeds or inflows of resources at year-end related to capital assets are not included in this calculation.

- ◆ **Restricted:**
 - ✓ **Nonexpendable** – Net position subject to externally imposed stipulations that they be maintained permanently by the College.

 - ✓ **Expendable** – Net position whose use by the College is subject to externally imposed stipulations that can be fulfilled by actions of the College pursuant to those stipulations or that expire by the passage of time.

- ◆ **Unrestricted** – Net position is the net amount of the assets, deferred outflows of resources, liabilities, and deferred inflows of resources that are not included in the determination of net investment in capital assets or the restricted component of net position. Unrestricted resources may be designated for specific purposes by action of management or the Alabama Community College System Board of Trustees.

12. Federal Financial Assistance Programs

The College participates in various federal programs. Federal programs are audited in accordance with Title 2 U. S. *Code of Federal Regulations* Part 200, *Uniform Administrative Requirements, Cost Principles, and Audit Requirements for Federal Awards (Uniform Guidance)*.

13. Scholarship Allowances and Student Aid

Student tuition and fees are reported net of scholarship allowances and discounts. The amount for scholarship allowances and discounts is the difference between the stated charge for goods and services provided by the College and the amount that is paid by the student and/or third parties making payments on behalf of the student. The College uses the case-by-case method to determine the amount of scholarship allowances and discounts.

Notes to the Financial Statements

For the Year Ended September 30, 2020

Note 2 – Deposits

The College's deposits at year-end were held by financial institutions in the State of Alabama's Security for Alabama Funds Enhancement (SAFE) Program. The SAFE Program was established by the Alabama Legislature and is governed by the provisions contained in the *Code of Alabama 1975*, Sections 41-14A-1 through 41-14A-14. Under the SAFE Program, all public funds are protected through a collateral pool administered by the Alabama State Treasurer's Office. Under this program, financial institutions holding deposits of public funds must pledge securities as collateral against those deposits. In the event of failure of a financial institution, securities pledged by that financial institution would be liquidated by the State Treasurer to replace the public deposits not covered by the Federal Deposit Insurance Corporation (FDIC). If the securities pledged fail to produce adequate funds, every institution participating in the pool would share the liability for the remaining balance.

The Statement of Net Position classification "cash and cash equivalents" includes all readily available cash such as petty cash, demand deposits, and certificates of deposits with maturities of three months or less.

Note 3 – Receivables

Receivables are reported net of uncollectible amounts and are summarized as follows:

<u>Accounts Receivable:</u>	
Federal	\$1,061,174.31
State	1,404,172.24
Other	1,098.00
Less: Allowance for Doubtful Accounts	<u>(2,023.50)</u>
Total Accounts Receivable, Net	<u>\$2,464,421.05</u>

Notes to the Financial Statements
For the Year Ended September 30, 2020

Note 4 – Capital Assets

Capital asset activity for the year ended September 30, 2020, was as follows:

	Balance October 1	Additions	Deductions	Adjustment	Balance September 30
Land	\$ 10,000.00	\$	\$	\$	\$ 10,000.00
Buildings	5,186,359.42	43,545.52			5,229,904.94
Improvements Other Than Buildings	233,505.94				233,505.94
Equipment	4,247,658.60	730,211.23	(140,053.09)		4,837,816.74
Library Books and Audiovisuals	111,149.80				111,149.80
Total	9,788,673.76	773,756.75	(140,053.09)		10,422,377.42
Less: Accumulated Depreciation					
Buildings	3,321,695.94	104,198.29			3,425,894.23
Improvements Other Than Buildings	233,505.94				233,505.94
Equipment	3,173,948.04	335,521.62	(140,053.09)	154,899.94	3,524,316.51
Library Books and Audiovisuals	111,149.80				111,149.80
Total Accumulated Depreciation	6,840,299.72	439,719.91	(140,053.09)	154,899.94	7,294,866.48
Total Capital Assets, Net	\$2,948,374.04	\$334,036.84	\$	\$(154,899.94)	\$3,127,510.94

Note 5 – Defined Benefit Pension Plan

A. Plan Description

The Teachers' Retirement System of Alabama (TRS), a cost-sharing multiple-employer public employee retirement plan (the "Plan"), was established as of September 15, 1939, under the provisions of Act Number 419, Acts of Alabama 1939, for the purpose of providing retirement allowances and other specified benefits for qualified persons employed by State-supported educational institutions. The responsibility for the general administration and operation of the TRS is vested in its Board of Control. The TRS Board of Control consists of 15 trustees. The Plan is administered by the Retirement Systems of Alabama (RSA). The *Code of Alabama 1975*, Section 16-25-2, grants the authority to establish and amend the benefit terms to the TRS Board of Control. The Plan issues a publicly available financial report that can be obtained at www.rsa-al.gov.

Notes to the Financial Statements

For the Year Ended September 30, 2020

B. Benefits Provided

State law establishes retirement benefits as well as death and disability benefits and any ad hoc increase in postretirement benefits for the TRS. Benefits for TRS members vest after 10 years of creditable service. TRS members are eligible for retirement after age 60 with 10 years or more of creditable service or with 25 years of service (regardless of age) and are entitled to an annual retirement benefit, payable monthly for life. Service and disability retirement benefits are based on a guaranteed minimum or a formula method, with the member receiving payment under the method that yields the highest monthly benefit. Under the formula method, members of the TRS are allowed 2.0125% of their average final compensation (highest 3 of the last 10 years) for each year of service.

Act Number 2012-377, Acts of Alabama, established a new tier of benefits (Tier 2) for members hired on or after January 1, 2013. Tier 2 TRS members are eligible for retirement after age 62 with 10 years or more of creditable service and are entitled to an annual retirement benefit, payable monthly for life. Service and disability retirement benefits are based on a guaranteed minimum or a formula method, with the member receiving payment under the method that yields the highest monthly benefit. Under the formula method, Tier 2 members of the TRS are allowed 1.65% of their average final compensation (highest 5 of the last 10 years) for each year of service. Members are eligible for disability retirement if they have 10 years of creditable service, are currently in-service, and determined by the RSA Medical Board to be permanently incapacitated from further performance of duty. Preretirement death benefits equal to the annual earnable compensation of the member as reported to the Plan for the preceding year ending June 30 are paid to a qualified beneficiary.

C. Contributions

Covered members of the TRS contributed 5% of earnable compensation to the TRS as required by statute until September 30, 2011. From October 1, 2011 to September 30, 2012, covered members of the TRS were required by statute to contribute 7.25% of earnable compensation. Effective October 1, 2012, covered members of the TRS were required by statute to contribute 7.50% of earnable compensation. Certified law enforcement, correctional officers and firefighters of the TRS contributed 6% of earnable compensation as required by statute until September 30, 2011. From October 1, 2011 to September 30, 2012, certified law enforcement, correctional officers, and firefighters of the TRS were required by statute to contribute 8.25% of earnable compensation. Effective October 1, 2012, certified law enforcement, correctional officers, and firefighters of the TRS are required by statute to contribute 8.50% of earnable compensation.

Tier 2 covered members of the TRS contribute 6% of earnable compensation to the TRS as required by statute. Tier 2 certified law enforcement, correctional officers, and firefighters of the TRS are required by statute to contribute 7% of earnable compensation.

Notes to the Financial Statements

For the Year Ended September 30, 2020

Participating employers' contractually required contribution rate for the year ended September 30, 2020, was 12.43% of annual pay for Tier 1 members and 11.34% of annual pay for Tier 2 members. These required contribution rates are a percent of annual payroll, actuarially determined as an amount that, when combined with member contributions, is expected to finance the costs of benefits earned by members during the year, with an additional amount to finance any unfunded accrued liability. Total employer contributions to the pension plan from the College was \$883,698.53 for the year ended September 30, 2020.

D. Pension Liabilities, Pension Expense, Deferred Outflows of Resources and Deferred Inflows of Resources Related to Pensions

At September 30, 2020, the College reported a liability of \$11,099,801.00 for its proportionate share of the collective net pension liability. The collective net pension liability was measured as of September 30, 2019, and the total pension liability used to calculate the collective net pension liability was determined by an actuarial valuation as of September 30, 2018. The College's proportion of the collective net pension liability was based on the employers' shares of contributions to the pension plan relative to the total employer contributions of all participating TRS employers. At September 30, 2019, the College's proportion was 0.100391%, which was a decrease of 0.000334% from its proportion measured as of September 30, 2018.

For the year ended September 30, 2020, the College recognized pension expense of \$661,000.00. At September 30, 2020, the College reported deferred outflows of resources and deferred inflows of resources related to pensions from the following sources:

	Deferred Outflows of Resources	Deferred Inflows of Resources
Differences between expected and actual experience	\$ 164,000.00	\$ 368,000.00
Changes of assumptions	342,000.00	
Net difference between projected and actual earnings on pension plan investments	387,000.00	
Changes in proportion and differences between employer contributions and proportionate share of contributions		1,126,000.00
Employer contributions subsequent to the measurement date	884,000.00	
Total	\$1,777,000.00	\$1,494,000.00

Notes to the Financial Statements

For the Year Ended September 30, 2020

The \$884,000.00 reported as deferred outflows of resources related to pensions resulting from College contributions subsequent to the measurement date will be recognized as a reduction of the net pension liability in the year ended September 30, 2021. Other amounts reported as deferred outflows of resources and deferred inflows of resources related to the pension will be recognized in pension expense as follows:

Year Ending:	
September 30, 2021	\$(392,000.00)
2022	\$(321,000.00)
2023	\$ (67,000.00)
2024	\$ 183,000.00
2025	\$ (4,000.00)
Thereafter	\$ 0.00

E. Actuarial Assumptions

The total pension liability was determined by an actuarial valuation as of September 30, 2018, using the following actuarial assumptions, applied to all periods included in the measurement:

Inflation	2.75%
Investment Rate of Return (*)	7.70%
Projected Salary Increases	3.25-5.00%
(*) Net of pension plan investment expense	

The actuarial assumptions used in the September 30, 2018 valuation were based on the results of an actuarial experience study for the period October 1, 2010 through September 30, 2015.

Mortality rates were based on the sex distinct RP-2000 White Collar Mortality Table projected to 2020 using Scale BB and adjusted 115% for males and 112% for females age 78 and older. The rates of disabled mortality were based on the sex distinct RP-2000 Disabled Mortality Table projected to 2020 using Scale BB and adjusted 105% for males and 120% for females.

Notes to the Financial Statements
For the Year Ended September 30, 2020

The long-term expected rate of return on pension plan investments was determined using a log-normal distribution analysis in which best-estimate ranges of expected future real rates of return (expected returns, net of pension plan investment expense and inflation) are developed for each major asset class. These ranges are combined to produce the long-term expected rate of return by weighting the expected future real rates of return by the target asset allocation percentage and by adding expected inflation. The target asset allocation and best estimates of geometric real rates of return for each major asset class are as follows:

	Target Allocation	Long-Term Expected Rate of Return (*)
Fixed Income	17.00%	4.40%
U. S. Large Stocks	32.00%	8.00%
U. S. Mid Stocks	9.00%	10.00%
U. S. Small Stocks	4.00%	11.00%
International Developed Market Stocks	12.00%	9.50%
International Emerging Market Stocks	3.00%	11.00%
Alternatives	10.00%	10.10%
Real Estate	10.00%	7.50%
Cash Equivalents	3.00%	1.50%
Total	100.00%	

(*) Includes assumed rate of inflation of 2.50%.

F. Discount Rate

The discount rate used to measure the total pension liability was 7.70%. The projection of cash flows used to determine the discount rate assumed that plan member contributions will be made at the current contribution rate and that employer contributions will be made at rates equal to the difference between actuarially determined contribution rates and the member rate. Based on those assumptions, the pension plan's fiduciary net position was projected to be available to make all projected future benefit payments of current plan members. Therefore, the long-term expected rate of return on pension plan investments was applied to all periods of projected benefit payments to determine the total pension liability.

Notes to the Financial Statements
For the Year Ended September 30, 2020

G. Sensitivity of the College's Proportionate Share of the Collective Net Pension Liability to Changes in the Discount Rate

The following table presents the College's proportionate share of the collective net pension liability calculated using the discount rate of 7.70%, as well as what the College's proportionate share of the collective net pension liability would be if it were calculated using a discount rate that is 1-percentage point lower (6.70%) or 1-percentage-point higher (8.70%) than the current rate:

	1% Decrease (6.70%)	Current Discount Rate (7.70%)	1% Increase (8.70%)
College's proportionate share of collective net pension liability	\$15,069	\$11,100	\$7,741
(Dollar amounts in thousands)			

H. Pension Plan Fiduciary Net Position

Detailed information about the pension plan's fiduciary net position is available in the separately issued RSA Comprehensive Annual Report for the fiscal year ended September 30, 2019. The supporting actuarial information is included in the GASB Statement Number 67 Report for the TRS prepared as of September 30, 2019. The auditor's report dated August 18, 2020, on the total pension liability, total deferred outflows of resources, total deferred inflows of resources, total pension expense for the sum of all participating entities as of September 30, 2019, along with supporting schedules is also available. The additional financial and actuarial information is available at www.rsa-al.gov.

Notes to the Financial Statements

For the Year Ended September 30, 2020

Note 6 – Other Postemployment Benefits (OPEB)

A. Plan Description

The Alabama Retired Education Employees' Health Care Trust (the "Trust") is a cost-sharing multiple-employer defined benefit postemployment healthcare plan that administers healthcare benefits to the retirees of participating state and local educational institutions. The Trust was established under the Alabama Retiree Health Care Funding Act of 2007 which authorized and directed the Public Education Employees' Health Insurance Board (PEEHIB) to create an irrevocable trust to fund postemployment healthcare benefits to retirees participating in the Public Education Employees' Health Insurance Plan (PEEHIP). Active and retiree health insurance benefits are paid through PEEHIP. In accordance with GASB, the Trust is considered a component unit of the State of Alabama (the "State") and is included in the State's Comprehensive Annual Financial Report.

The PEEHIP was established in 1983 pursuant to the provisions of the *Code of Alabama 1975*, Section 16-25A-4, (Act Number 83-455, Acts of Alabama) to provide a uniform plan of health insurance for active and retired employees of state and local educational institutions which provide instruction at any combination of grades K-14 (collectively, eligible employees), and to provide a method for funding the benefits related to the plan. The four-year universities participate in the plan with respect to their retired employees and are eligible and may elect to participate in the plan with respect to their active employees. Responsibility for the establishment of the health insurance plan and its general administration and operations is vested in the PEEHIB. The PEEHIB is a corporate body for purposes of management of the health insurance plan. The *Code of Alabama 1975*, Section 16-25A-4, provides the PEEHIB with the authority to amend the benefit provisions in order to provide reasonable assurance of stability in future years for the plan. All assets of the PEEHIP are held in trust for the payment of health insurance benefits. The Teachers' Retirement System of Alabama (TRS) has been appointed as the administrator of the PEEHIP and, consequently, serves as the administrator of the Trust.

B. Benefits Provided

PEEHIP offers a basic hospital medical plan to active members and non-Medicare eligible retirees. Benefits include inpatient hospitalization for a maximum of 365 days without a dollar limit, inpatient rehabilitation, outpatient care, physician services, and prescription drugs.

Active employees and non-Medicare eligible retirees who do not have Medicare eligible dependents can enroll in a health maintenance organization (HMO) in lieu of the basic hospital medical plan. The HMO includes hospital medical benefits, dental benefits, vision benefits, and an extensive formulary. However, participants in the HMO are required to receive care from a participating physician in the HMO plan.

Notes to the Financial Statements

For the Year Ended September 30, 2020

The PEEHIP offers four optional plans (Hospital Indemnity, Cancer, Dental, and Vision) that may be selected in addition to or in lieu of the basic hospital medical plan or HMO. The Hospital Indemnity Plan provides a per-day benefit for hospital confinement, maternity, intensive care, cancer, and convalescent care. The Cancer Plan covers cancer disease only and benefits are provided regardless of other insurance. Coverage includes a per-day benefit for each hospital confinement related to cancer. The Dental Plan covers diagnostic and preventative services, as well as basic and major dental services. Diagnostic and preventative services include oral examinations, teeth cleaning, x-rays, and emergency office visits. Basic and major services include fillings, general aesthetics, oral surgery not covered under a Group Medical Program, periodontics, endodontics, dentures, bridgework, and crowns. Dental services are subject to a maximum of \$1,250 per year for individual coverage and \$1,000 per person per year for family coverage. The Vision Plan covers annual eye examinations, eyeglasses, and contact lens prescriptions.

PEEHIP members may opt to elect the PEEHIP Supplemental Plan as their hospital medical coverage in lieu of the PEEHIP Hospital Medical Plan. The PEEHIP Supplemental Plan provides secondary benefits to the member's primary plan provided by another employer. Only active and non-Medicare retiree members and dependents are eligible for the PEEHIP Supplemental Plan. There is no premium required for this plan, and the plan covers most out-of-pocket expenses not covered by the primary plan. The plan cannot be used as a supplement to Medicare, the PEEHIP Hospital Medical Plan, or the State or Local Governmental Plans administered by the State Employees' Insurance Board (SEIB).

Medicare eligible members and Medicare eligible dependents who are covered on a retiree contract were enrolled in the United Healthcare Group Medicare Advantage plan for PEEHIP retirees. Effective January 1, 2020, Humana Insurance Company replaced United Healthcare as the administrator of the PEEHIP Group Hospital Medical Plan (PPO) Plan. The plan is fully insured, and members are able to have all of their Medicare Part A (hospital insurance), Part B (medical insurance), and Part D (prescription drug coverage) in one convenient plan. Retirees can continue to see their same providers with no interruption and see any doctor who accepts Medicare on a national basis. Members have the same benefits in and out-of-network and there is no additional retiree cost share if a retiree uses an out-of-network provider and no balance billing from the provider.

Notes to the Financial Statements

For the Year Ended September 30, 2020

C. Contributions

The *Code of Alabama 1975*, Section 16-25A-8, and the *Code of Alabama 1975*, Section 16-25A-8.1, provide the PEEHIB with the authority to set the contribution requirements for plan members and the authority to set the employer contribution requirements for each required class, respectively. Additionally, the PEEHIB is required to certify to the Governor and the Legislature, the amount, as a monthly premium per active employee, necessary to fund the coverage of active and retired member benefits for the following fiscal year. The Legislature then sets the premium rate in the annual appropriation bill.

For employees who retired after September 30, 2005, but before January 1, 2012, the employer contribution of the health insurance premium set forth by the PEEHIB for each retiree class is reduced by 2% for each year of service less than 25 and increased by 2% for each year of service over 25 subject to adjustment by the PEEHIB for changes in Medicare premium costs required to be paid by a retiree. In no case does the employer contribution of the health insurance premium exceed 100% of the total health insurance premium cost for the retiree.

For employees who retired after December 31, 2011, the employer contribution to the health insurance premium set forth by the PEEHIB for each retiree class is reduced by 4% for each year of service less than 25 and increased by 2% for each year over 25, subject to adjustment by the PEEHIB for changes in Medicare premium costs required to be paid by a retiree. In no case does the employer contribution of the health insurance premium exceed 100% of the total health insurance premium cost for the retiree. For employees who retired after December 31, 2011, who are not covered by Medicare, regardless of years of service, the employer contribution to the health insurance premium set forth by the PEEHIB for each retiree class is reduced by a percentage equal to 1% multiplied by the difference between the Medicare entitlement age and the age of the employee at the time of retirement as determined by the PEEHIB. This reduction in the employer contribution ceases upon notification to the PEEHIB of the attainment of Medicare coverage.

D. OPEB Liabilities, OPEB Expense, and Deferred Outflows of Resources and Deferred Inflows of Resources Related to OPEB

At September 30, 2020, the College reported a liability of \$3,252,767.00 for its proportionate share of the collective net OPEB liability. The collective net OPEB liability was measured as of September 30, 2019 and the total OPEB liability used to calculate the net OPEB liability was determined by an actuarial valuation as of September 30, 2018. The College's proportion of the collective net OPEB liability was based on a projection of the College's long-term share of contributions to the OPEB plan relative to the projected contributions of all participating employers, actuarially determined. At September 30, 2019, the College's proportion was 0.086217%, which was an increase of 0.005107% from its proportion measured as of September 30, 2018.

Notes to the Financial Statements
For the Year Ended September 30, 2020

For the year ended September 30, 2020, the College recognized OPEB expense of \$(343,824.00), with no special funding situations. At September 30, 2020, the College reported deferred outflows of resources and deferred inflows of resources related to OPEB from the following sources:

	Deferred Outflows of Resources	Deferred Inflows of Resources
Differences between expected and actual experience	\$107,702.00	\$2,494,081.00
Changes of assumptions	155,502.00	1,347,315.00
Net difference between projected and actual earnings on OPEB plan investments	6,710.00	
Changes in proportion and differences between employer contributions and proportionate share of contributions	364,099.00	585,717.00
Employer contributions subsequent to the measurement date	169,425.00	
Total	<u>\$803,438.00</u>	<u>\$4,427,113.00</u>

The \$169,425.00 reported as deferred outflows of resources related to OPEB resulting from the College's contributions subsequent to the measurement date will be recognized as a reduction of the net OPEB liability in the year ended September 30, 2021.

Other amounts reported as deferred outflows of resources and deferred inflows of resources related to the OPEB will be recognized in OPEB expense as follows:

Year Ending:	
September 30, 2021	\$(808,894.00)
2022	\$(808,894.00)
2023	\$(800,370.00)
2024	\$(671,588.00)
2025	\$(602,514.00)
Thereafter	\$(100,840.00)

Notes to the Financial Statements

For the Year Ended September 30, 2020

E. Actuarial Assumptions

The total OPEB liability was determined by an actuarial valuation as of September 30, 2018, using the following actuarial assumptions, applied to all periods included in the measurement:

Inflation	2.75%
Projected Salary Increases (1)	3.25% - 5.00%
Long-Term Investment Rate of Return (2)	7.25%
Municipal Bond Index Rate at the Measurement Date	3.00%
Municipal Bond Index Rate at the Prior Measurement Date	4.18%
Projected Year for Fiduciary Net Position (FNP) to be Depleted	2055
Single Equivalent Interest Rate at the Measurement Date	5.50%
Single Equivalent Interest Rate at the Prior Measurement Date	4.44%
Healthcare Cost Trend Rate:	
Pre-Medicare Eligible	6.75%
Medicare Eligible	(**)
Ultimate Trend Rate:	
Pre-Medicare Eligible	4.75% in 2026
Medicare Eligible	4.75% in 2024
(1) Includes 3.00% wage inflation.	
(2) Compounded annually, net of investment expense, and includes inflation.	
(**) Initial Medicare claims are set based on scheduled increases through plan year 2022.	

Mortality rates for the period after service retirement are according to the RP-2000 White Collar Mortality Table projected to 2020 using scale BB and adjusted 115% for all ages for males and 112% for ages 78 and over for females. The rates of disabled mortality were based on the RP-2000 Disabled Mortality Table projected to 2020 using scale BB and adjusted 105% for males and 120% for females.

The decremental assumptions used in the valuation were selected based on the actuarial experience study prepared as of September 30, 2015, submitted to and adopted by the Teachers' Retirement System of Alabama Board on September 13, 2016.

The remaining actuarial assumptions (e.g., initial per capita costs, health care cost trends, rate of plan participation, rates of plan election, etc.) were based on the actuarial valuation as of September 30, 2018. However, updated Medicare Advantage premium rates which reflect the repeal of the ACS Health Insurer Fee, updated optional claims costs, and updated participation assumptions were used in this report.

Notes to the Financial Statements

For the Year Ended September 30, 2020

The long-term expected return on plan assets is to be reviewed as part of regular experience studies prepared every five years, in conjunction with similar analysis for the Teachers' Retirement System of Alabama. Several factors should be considered in evaluating the long-term rate of return assumption, including long-term historical data, estimates inherent in current market data, and a log-normal distribution analysis in which best-estimate ranges of expected future real rates of return (expected return, net of investment expense and inflation), as developed for each major asset class. These ranges should be combined to produce the long-term expected rate of return by weighting the expected future real rates of return by the target asset allocation percentage and then adding expected inflation. The assumption is intended to be a long-term assumption and is not expected to change absent a significant change in the asset allocation, a change in the inflation assumption, or a fundamental change in the market that alters expected returns in future years.

The long-term expected rate of return on the OPEB plan investments is determined based on the allocation of assets by asset class and by the mean and variance of real returns.

The target asset allocation and best estimates of expected geometric real rates of return for each major asset class is summarized below:

Asset Class	Target Allocation	Long-Term Expected Rate of Return (*)
Fixed Income	30.00%	4.40%
U. S. Large Stocks	38.00%	8.00%
U. S. Mid Stocks	8.00%	10.00%
U. S. Small Stocks	4.00%	11.00%
International Developed Market Stocks	15.00%	9.50%
Cash Equivalents	5.00%	1.50%
Total	<u>100.00%</u>	

(*) Geometric mean, includes 2.5% inflation

Notes to the Financial Statements

For the Year Ended September 30, 2020

F. Discount Rate

The discount rate, also known as the Single Equivalent Interest Rate (SEIR), as described by GASB Statement Number 74, used to measure the total OPEB liability at September 30, 2019, was 5.50%. The discount rate used to measure the total OPEB liability at the prior measurement date was 4.44%. Premiums paid to the Public Education Employees' Health Insurance Board for active employees shall include an amount to partially fund the cost of coverage for retired employees. The projection of cash flows used to determine the discount rate assumed that plan contributions will be made at the current contribution rates. Each year, the State specifies the monthly employer rate that participating school systems must contribute for each active employee. Approximately, 24.245% of the employer contributions were used to assist in funding retiree benefit payments in 2019, and it is assumed that the amount will increase by 1.00% per year and continue into the future. The discount rate determination will use a municipal bond rate to the extent the trust is projected to run out of money before all benefits are paid. Therefore, the projected future benefit payments for all current plan members were projected through 2117. The long-term rate of return is used until the assets are expected to be depleted in 2055, after which the municipal bond rate is used.

G. Sensitivity of the College's Proportionate share of the Collective Net OPEB Liability to Changes in the Healthcare Cost Trend Rates

The following table presents the College's proportionate share of the collective net OPEB liability of the Trust calculated using the current healthcare trend rate, as well as what the collective net OPEB liability would be if calculated using one percentage point lower or one percentage point higher than the current rate:

	1% Decrease (5.75% Decreasing to 3.75% for Pre-Medicare and Known Decreasing to 3.75% for Medicare Eligible)	Current Healthcare Trend Rate (6.75% Decreasing to 4.75% for Pre-Medicare and Known Decreasing to 4.75% for Medicare Eligible)	1% Increase (7.75% Decreasing to 5.75% for Pre-Medicare and Known Decreasing to 5.75% for Medicare Eligible)
College's proportionate share of collective net OPEB liability	\$2,608,134	\$3,252,767	\$4,064,653

Notes to the Financial Statements
For the Year Ended September 30, 2020

H. Sensitivity of the College's Proportionate Share of the Collective Net OPEB Liability to Changes in the Discount Rate

The following table presents the College's proportionate share of the collective net OPEB liability of the Trust calculated using the discount rate of 5.50%, as well as what the collective net OPEB liability would be if calculated using one percentage point lower or one percentage point higher than the current rate:

	1% Decrease (4.50%)	Current Rate (5.50%)	1% Increase (6.50%)
College's proportionate share of collective net OPEB liability	\$3,931,723	\$3,252,767	\$2,698,284

I. OPEB Plan Fiduciary Net Position

Detailed information about the OPEB plan's fiduciary net position is located in the Trust's financial statements for the fiscal year ended September 30, 2019. The supporting actuarial information is included in the GASB Statement Number 74 Report for PEEHIP prepared as of September 30, 2019. Additional financial and actuarial information is available at www.rsa-al.gov.

Note 7 – Accounts Payable

Accounts payable and accrued liabilities represent amounts due at September 30, 2020, for goods and services received prior to the end of the fiscal year.

Salaries and Wages	\$ 64,312.42
Benefits	270,671.50
Supplies and Vendors	305,571.32
Total	<u>\$640,555.24</u>

Notes to the Financial Statements

For the Year Ended September 30, 2020

Note 8 – Long-Term Liabilities

Long-term liabilities activity for the year ended September 30, 2020, was as follows:

	Beginning Balance	Additions	Reductions	Ending Balance	Current Portion
<u>Other Liabilities:</u>					
Compensated Absences	\$502,319.40	\$	\$33,892.88	\$468,426.52	\$50,106.82

Note 9 – Risk Management

The College is exposed to various risks of loss related to torts; theft of, damage to, and destruction of assets; errors and omissions; injuries to employees; and natural disasters. The College has insurance for its buildings and contents through the State Insurance Fund (SIF), part of the State of Alabama, Department of Finance; Division of Risk Management, which operates as a common risk management and insurance program for state owned properties. The College pays an annual premium based on the amount of coverage requested. The SIF provides coverage up to \$2 million per occurrence and is self-insured up to a maximum of \$6 million in aggregate claims. The SIF purchases commercial insurance for claims, which in the aggregate exceed \$6 million. The College purchases commercial insurance for its automobile coverage, general liability, and professional legal liability coverage. In addition, the College has fidelity bonds on the College's President and Dean of Administration, as well as on all other College personnel who handle funds.

Employee health insurance is provided through the Public Education Employees' Health Insurance Fund (PEEHIF) administered by the Public Education Employees' Health Insurance Board (PEEHIB). The Fund was established to provide a uniform plan of health insurance for current and retired employees of state educational institutions and is self-sustaining. Monthly premiums for employee and dependent coverage are determined annually by the plan's actuary and based on anticipated claims in the upcoming year, considering any remaining fund balance on hand available for claims. The College contributes a specified amount monthly to the PEEHIF for each employee and this amount is applied against the employee's premiums for the coverage selected and the employee pays any remaining premium.

Settled claims resulting from these risks have not exceeded the College's coverage in any of the past three fiscal years.

Notes to the Financial Statements

For the Year Ended September 30, 2020

Claims which occur as a result of employee job-related injuries may be brought before the State of Alabama Board of Adjustment. The Board of Adjustment serves as an arbitrator and its decision is binding. If the Board of Adjustment determines that a claim is valid, it decides the proper amount of compensation (subject to statutory limitations) and the funds are paid by the College.

Note 10 – Related Parties

The Ingram State Technical College Foundation was incorporated as a non-profit corporation to promote educational, scientific, and charitable purposes, the advancement of J. F. Ingram State Technical College, and for the encouragement and support of its students and faculty. This report contains no financial statements of the Ingram State Technical College Foundation. There were no material transactions with this related party.

Note 11 – Net Position Restatement

Prior period adjustments have been made as outlined below:

Beginning Net Position, September 30, 2019	\$(9,005,989.33)
<u>Other Prior Period Adjustments</u>	
To Correct Depreciation-Banner Conversion	(154,899.94)
Net Position, October 1, 2019, as Restated	<u>\$(9,160,889.27)</u>

This Page Intentionally Blank

Required Supplementary Information

Schedule of the College's Proportionate Share of the Collective Net Pension Liability
For the Year Ended September 30, 2020
(Dollar amounts in thousands)

	2020	2019	2018	2017	2016	2015
College's proportion of the collective net pension liability	0.100391%	0.100725%	0.114366%	0.118099%	0.119903%	0.129217%
College's proportionate share of the collective net pension liability	\$ 11,100	\$ 10,015	\$ 11,240	\$ 12,785	\$ 12,549	\$ 11,739
College's covered payroll during the measurement period (*)	\$ 7,143	\$ 6,717	\$ 7,567	\$ 7,508	\$ 7,582	\$ 8,196
College's proportionate share of the collective net pension liability as a percentage of its covered payroll	155.40%	149.00%	148.54%	170.29%	165.51%	143.23%
Plan fiduciary net position as a percentage of the total collective pension liability	69.85%	72.29%	71.50%	67.93%	67.51%	71.01%

(*) Per GASB 82, which amends GASB 68, covered payroll is defined as the payroll on which contributions to a pension plan are based, also known as pensionable payroll. For fiscal year 2020, the measurement period for covered payroll is October 1, 2018 through September 30, 2019.

This schedule is intended to show information for 10 years. Additional years will be displayed as they become available.

Schedule of the College's Contributions - Pension
For the Year Ended September 30, 2020
(Dollar amounts in thousands)

	2020	2019	2018	2017	2016	2015
Contractually required contribution	\$ 884	\$ 873	\$ 809	\$ 895	\$ 888	\$ 857
Contributions in relation to the contractually required contribution	\$ 884	\$ 873	\$ 809	\$ 895	\$ 888	\$ 857
Contribution deficiency (excess)	\$	\$	\$	\$	\$	\$
College's covered payroll	\$ 7,227	\$ 7,143	\$ 6,717	\$ 7,567	\$ 7,508	\$ 7,582
Contributions as a percentage of covered payroll	12.23%	12.22%	12.04%	11.83%	11.83%	11.30%

This schedule is intended to show information for 10 years. Additional years will be displayed as they become available.

Per GASB 82, which amends GASB 68, covered payroll is defined as the payroll on which contributions to a pension plan are based, also known as pensionable payroll. For fiscal year 2020, covered payroll is for the reporting fiscal year of October 1, 2019 through September 30, 2020.

The amount of contractually required contributions is equal to the amount that would be recognized as additions from the College's contributions in the pension plan's schedule of changes in fiduciary net position during the period that coincides with the College's fiscal year. For participants in TRS, this includes amounts paid for Accrued Liability, Normal Cost, Term Life Insurance, Pre-Retirement Death Benefit and Administrative Expenses.

Schedule of the College's Proportionate Share of the Collective Net Other Postemployment Benefits (OPEB) Liability
Alabama Retired Education Employees' Health Care Trust
For the Year Ended September 30, 2020
(Dollar amounts in thousands)

	2020	2019	2018
College's proportion of the collective net OPEB liability	0.086217%	0.081110%	0.089525%
College's proportionate share of the collective net OPEB liability (asset)	\$ 3,253	\$ 6,666	\$ 6,649
College's covered-employee payroll during the measurement period (*)	\$ 7,343	\$ 6,717	\$ 7,567
College's proportionate share of the collective net OPEB liability (asset) as a percentage of its covered-employee payroll	44.30%	99.25%	87.87%
Plan fiduciary net position as a percentage of the total collective OPEB liability	28.14%	14.81%	15.37%

(*) Per GASB 75, covered payroll is defined as the payroll of employees that are provided with OPEB through the OPEB plan. The covered payroll for this RSI Schedule (GASB 75 paragraph 97) is for the reporting period (i.e. the measurement period), which for the September 30, 2020 year is October 1, 2018 through September 30, 2019.

This schedule is intended to show information for 10 years. Additional years will be displayed as they become available.

Schedule of the College's Contributions - Other Postemployment Benefits (OPEB)
Alabama Retired Education Employees' Health Care Trust
For the Year Ended September 30, 2020
(Dollar amounts in thousands)

	2020	2019	2018
Contractually required contribution	\$ 169	\$ 246	\$ 201
Contributions in relation to the contractually required contribution	\$ 169	\$ 246	\$ 201
Contribution deficiency (excess)	\$	\$	\$
College's covered-employee payroll	\$ 7,451	\$ 7,343	\$ 6,717
Contributions as a percentage of covered-employee payroll	2.27%	3.35%	2.99%

This schedule is intended to show information for 10 years. Additional years will be displayed as they become available.

***Notes to Required Supplementary Information for
Other Postemployment Benefits (OPEB)
For the Year Ended September 30, 2020***

Changes in Actuarial Assumptions

In 2019, the anticipated rates of participation, spouse coverage, and tobacco use were adjusted to more closely reflect actual experience.

In 2016, rates of withdrawal, retirement, disability, mortality, spouse coverage, and tobacco usage were adjusted to more closely reflect actual experience. In 2016, economic assumptions and the assumed rates of salary increase were adjusted to more closely reflect actual and anticipated experience. In 2016 and later, the expectation of retired life mortality was changed to the RP-2000 White Collar Mortality Table projected to 2020 using scale BB and adjusted 115% for all ages for males and 112% for ages 78 and over for females. The rates of disabled mortality were based on the RP-2000 Disabled Mortality Table projected to 2020 using Scale BB and adjusted 105% for males and 120% for females.

Recent Plan Changes

Beginning in plan year 2021, the MAPD plan premium rates exclude the ACA Health Insurer Fee which was repealed on December 20, 2019.

Effective January 1, 2017, Medicare eligible medical and prescription drug benefits are provided through the MAPD plan.

The Health Plan is changed each year to reflect the ACA maximum annual out-of-pocket amounts.

***Notes to Required Supplementary Information for
Other Postemployment Benefits (OPEB)
For the Year Ended September 30, 2020***

Method and Assumptions Used in Calculations of Actuarially Determined Contributions

The actuarially determined contribution rates in the Schedule of Employer Contributions are calculated as of September 30, three years prior to the end of the fiscal year in which contributions are reported. Therefore, the actuarially determined employer contribution for fiscal year ending September 30, 2019 is determined based on the actuarial valuation as of September 30, 2016. The following actuarial methods and assumptions were used to determine the most recent contribution rate reported in that schedule:

Actuarial Cost Method	Entry Age Normal
Amortization Method	Level Percent of Pay
Remaining Amortization Period	25 years, closed
Asset Valuation Method	Market Value of Assets
Inflation	2.875%
Healthcare Cost Trend Rate:	
Pre-Medicare Eligible	7.75%
Medicare Eligible	5.00%
Ultimate Trend Rate:	
Pre-Medicare Eligible	5.00%
Medicare Eligible	5.00%
Year of Ultimate Trend Rate	2022 for Pre-Medicare Eligible 2018 for Medicare Eligible
Investment Rate of Return	5.00%, including inflation

This Page Intentionally Blank

Supplementary Information

***Schedule of Expenditures of Federal Awards
For the Year Ended September 30, 2020***

Federal Grantor/ Pass-Through Grantor/ Program Title	Federal CFDA Number	Pass-Through Grantor's Number	Pass-Through to Subrecipient	Total Federal Expenditures
<u>Student Financial Assistance Cluster</u>				
<u>U. S. Department of Education</u>				
<u>Direct Program</u>				
Federal Pell Grant Program	84.063		\$	\$ 302,861.31
<u>TRIO Cluster</u>				
<u>U. S. Department of Education</u>				
<u>Direct Program</u>				
TRIO-Student Support Services	84.042			416,095.20
<u>Special Education Cluster</u>				
<u>Passed Through the Alabama State Department of Education</u>				
Special Education - Grants to States	84.027	U200547		606,188.08
<u>Other Federal Awards</u>				
<u>U. S. Department of Education</u>				
<u>Direct Program</u>				
Higher Education Emergency Relief Fund (HEERF) Student Aid Portion	84.425E		224,132.00	224,132.00
HEERF Institutional Portion	84.425F			29,548.96
Total Higher Education Emergency Relief Fund (HEERF)			<u>224,132.00</u>	<u>253,680.96</u>
<u>Passed Through the Alabama Community College System</u>				
Adult Education - Basic Grants to States	84.002	0920AE104		469,400.37
<u>Passed Through the Alabama State Department of Education</u>				
Career and Technical Education - Basic Grants to States	84.048	V048A190001		99,896.41
Title I Grants to Local Educational Agencies	84.010	SA2-4116-2020		181,064.30
<u>U. S. Department of Treasury</u>				
<u>Passed Through the Alabama State Department of Finance</u>				
Coronavirus Relief Fund	21.019	20GEERFING01		43,868.68
<u>U. S. Department of Justice</u>				
<u>Passed Through the Alabama Department of Economic and Community Affairs</u>				
Edward Byrne Memorial Justice Assistance Grant Program	16.738	19-DJ-ST-003		61,341.83
Total Expenditures of Federal Awards			<u>\$ 224,132.00</u>	<u>\$ 2,434,397.14</u>

The accompanying Notes to the Schedule of Expenditures of Federal Awards are an integral part of this schedule.

***Notes to the Schedule of Expenditures
of Federal Awards
For the Year Ended September 30, 2020***

Note 1 – Basis of Presentation

The accompanying Schedule of Expenditures of Federal Awards (the “Schedule”) includes the federal award activity of J. F. Ingram State Technical College, under programs of the federal government for the year ended September 30, 2020. The information in this Schedule is presented in accordance with the requirements of Title 2 U. S. *Code of Federal Regulations* Part 200, *Uniform Administrative Requirements, Cost Principles, and Audit Requirements for Federal Awards (Uniform Guidance)*. Because the Schedule presents only a selected portion of the operations of J. F. Ingram State Technical College, it is not intended to and does not present the financial position, changes in net position, or cash flows of J. F. Ingram State Technical College.

Note 2 – Summary of Significant Accounting Policies

Expenditures reported on the Schedule are reported on the accrual basis of accounting. Such expenditures are recognized following the cost principles contained in the *Uniform Guidance*, wherein certain types of expenditures are not allowable or are limited as to reimbursement.

Note 3 – Indirect Cost Rate

J. F. Ingram State Technical College has elected not to use the 10-percent de minimis indirect cost rate allowed under the *Uniform Guidance*.

This Page Intentionally Blank

Additional Information

College Officials
October 1, 2019 through September 30, 2020

Officials	Position
Jimmy Baker	Chancellor Alabama Community College System
Annette Funderburk	President
Dr. Brannon Lentz	Dean of Administration

***Report on Internal Control Over Financial Reporting and on
Compliance and Other Matters Based on an Audit of
Financial Statements Performed in Accordance With
Government Auditing Standards***

Independent Auditor's Report

Jimmy Baker, Chancellor – Alabama Community College System
Annette Funderburk, President – J. F. Ingram State Technical College
Deatsville, Alabama 36022

We have audited, in accordance with auditing standards generally accepted in the United States of America and the standards applicable to financial audits contained in ***Government Auditing Standards***, issued by the Comptroller General of the United States, the financial statements of J. F. Ingram State Technical College, a component unit of the State of Alabama, as of and for the year ended September 30, 2020, and the related notes to the financial statements, which collectively comprise J. F. Ingram State Technical College's basic financial statements and have issued our report thereon dated October 25, 2021.

Internal Control Over Financial Reporting

In planning and performing our audit of the financial statements, we considered J. F. Ingram State Technical College's internal control over financial reporting (internal control) as a basis for designing audit procedures that are appropriate in the circumstances for the purpose of expressing our opinions on the financial statements, but not for the purpose of expressing an opinion on the effectiveness of J. F. Ingram State Technical College's internal control. Accordingly, we do not express an opinion on the effectiveness of J. F. Ingram State Technical College's internal control.

A deficiency in internal control exists when the design or operation of a control does not allow management or employees, in the normal course of performing their assigned functions, to prevent, or detect and correct, misstatements on a timely basis. A *material weakness* is a deficiency, or combination of deficiencies, in internal control, such that there is a reasonable possibility that a material misstatement of the entity's financial statements will not be prevented, or detected and corrected, on a timely basis. A *significant deficiency* is a deficiency, or a combination of deficiencies, in internal control that is less severe than a material weakness, yet important enough to merit attention by those charged with governance.

Our consideration of internal control was for the limited purpose described in the first paragraph of this section and was not designed to identify all deficiencies in internal control that might be material weaknesses or significant. Given these limitations, during our audit, we did not identify any deficiencies in internal control that we consider to be material weaknesses. However, material weaknesses may exist that have not been identified.

***Report on Internal Control Over Financial Reporting and on
Compliance and Other Matters Based on an Audit of
Financial Statements Performed in Accordance With
Government Auditing Standards***

Compliance and Other Matters

As part of obtaining reasonable assurance about whether J. F. Ingram State Technical College's financial statements are free of material misstatement, we performed tests of its compliance with certain provisions of laws, regulations, contracts and grant agreements, noncompliance with which could have a direct and material effect on the financial statements. However, providing an opinion on compliance with those provisions was not an objective of our audit, and accordingly, we do not express such an opinion. The results of our tests disclosed no instances of noncompliance or other matters that are required to be reported under ***Government Auditing Standards***.


We noted a certain matter that we have reported to the management of J. F. Ingram State Technical College in the Schedule of State Compliance and Other Findings.

J. F. Ingram State Technical College's Response to Finding

J. F. Ingram State Technical College's response to the finding identified on the Schedule of State Compliance and Other Findings is described in the accompanying Auditee Response. J. F. Ingram State Technical College's response was not subjected to auditing procedures applied in the audit of the financial statements, and accordingly, we express no opinion on it.

Purpose of this Report

The purpose of this report is solely to describe the scope of our testing of internal control and compliance and the results of that testing, and not to provide an opinion on the effectiveness of the entity's internal control or on compliance. This report is an integral part of an audit performed in accordance with ***Government Auditing Standards*** in considering the entity's internal control and compliance. Accordingly, this communication is not suitable for any other purpose.



Rachel Laurie Riddle
Chief Examiner

Department of Examiners of Public Accounts

Montgomery, Alabama

October 25, 2021

***Report on Compliance for Each Major Federal Program
and Report on Internal Control Over Compliance
Required by the Uniform Guidance***

Independent Auditor's Report

Jimmy Baker, Chancellor – Alabama Community College System
Annette Funderburk, President – J. F. Ingram State Technical College
Deatsville, Alabama 36022

Report on Compliance for Each Major Federal Program

We have audited J. F. Ingram State Technical College's, a component unit of the State of Alabama, compliance with the types of compliance requirements described in the **OMB Compliance Supplement** that could have a direct and material effect on each of J. F. Ingram State Technical College's major federal programs for the year ended September 30, 2020. J. F. Ingram State Technical College's major federal programs are identified in the Summary of Examiner's Results Section of the accompanying Schedule of Findings and Questioned Costs.

Management's Responsibility

Management is responsible for compliance with federal statutes, regulations, and the terms and conditions of its federal awards applicable to its federal programs.

Auditor's Responsibility

Our responsibility is to express an opinion on compliance with each of J. F. Ingram State Technical College's major federal programs based on our audit of the types of compliance requirements referred to above. We conducted our audit of compliance in accordance with auditing standards generally accepted in the United States of America; the standards applicable to financial audits contained in **Government Auditing Standards**, issued by the Comptroller General of the United States; and the audit requirements of Title 2 U. S. **Code of Federal Regulations** Part 200, **Uniform Administrative Requirements, Cost Principles, and Audit Requirements for Federal Awards (Uniform Guidance)**. Those standards and the *Uniform Guidance* require that we plan and perform the audit to obtain reasonable assurance about whether noncompliance with the types of compliance requirements referred to above that could have a direct and material effect on a major federal program occurred. An audit includes examining, on a test basis, evidence about J. F. Ingram State Technical College's compliance with those requirements and performing such other procedures as we considered necessary in the circumstances.

***Report on Compliance for Each Major Federal Program
and Report on Internal Control Over Compliance
Required by the Uniform Guidance***

We believe that our audit provides a reasonable basis for our opinion on compliance for each major federal program. However, our audit does not provide a legal determination of J. F. Ingram State Technical College's compliance.

Opinion on Each Major Federal Program

In our opinion, J. F. Ingram State Technical College complied, in all material respects, with the types of compliance requirements referred to above that could have a direct and material effect on each of its major federal programs for the year ended September 30, 2020.

Report on Internal Control Over Compliance


Management of J. F. Ingram State Technical College is responsible for establishing and maintaining effective internal control over compliance with the types of compliance requirements referred to above. In planning and performing our audit of compliance, we considered J. F. Ingram State Technical College's internal control over compliance with the types of requirements that could have a direct and material effect on a major federal program to determine the auditing procedures that are appropriate in the circumstances for the purpose of expressing our opinion on compliance for each major federal program and to test and report on internal control over compliance in accordance with the *Uniform Guidance*, but not for the purpose of expressing an opinion on the effectiveness of internal control over compliance. Accordingly, we do not express an opinion on the effectiveness of J. F. Ingram State Technical College's internal control over compliance.

A deficiency in internal control over compliance exists when the design or operation of a control over compliance does not allow management or employees, in the normal course of performing their assigned functions, to prevent, or detect and correct, noncompliance with a type of compliance requirement of a federal program on a timely basis. *A material weakness in internal control over compliance* is a deficiency, or combination of deficiencies, in internal control over compliance, such that there is a reasonable possibility that material noncompliance with a type of compliance requirement of a federal program will not be prevented, or detected and corrected, on a timely basis. *A significant deficiency in internal control over compliance* is a deficiency, or combination of deficiencies, in internal control over compliance with a type of compliance requirement of a federal program that is less severe than a material weakness in internal control over compliance, yet important enough to merit attention by those charged with governance.

***Report on Compliance for Each Major Federal Program
and Report on Internal Control Over Compliance
Required by the Uniform Guidance***

Our consideration of the internal control over compliance was for the limited purpose described in the first paragraph of this section and was not designed to identify all deficiencies in internal control over compliance that might be material weaknesses or significant deficiencies. We did not identify any deficiencies in internal control over compliance that we consider to be material weaknesses. However, material weaknesses may exist that have not been identified.

The purpose of this report on internal control over compliance is solely to describe the scope of our testing on internal control over compliance and the results of that testing based on the requirements of the *Uniform Guidance*. Accordingly, this report is not suitable for any other purpose.



Rachel Laurie Riddle
Chief Examiner
Department of Examiners of Public Accounts

Montgomery, Alabama

October 25, 2021

This Page Intentionally Blank

Schedule of Findings and Questioned Costs
For the Year Ended September 30, 2020

Section I – Summary of Examiner's Results

Financial Statements

Type of report the auditor issued on whether the audited financial statements were prepared in accordance with GAAP:

Unmodified

Internal control over financial reporting:

Material weakness(es) identified?

_____ Yes X No

Significant deficiency(ies) identified?

_____ Yes X None reported

Noncompliance material to financial statements noted?

_____ Yes X No

Federal Awards

Internal control over major federal programs:

Material weakness(es) identified?

_____ Yes X No

Significant deficiency(ies) identified?

_____ Yes X None reported

Type of auditor's report issued on compliance for major federal programs:

Unmodified

Any audit findings disclosed that are required to be reported in accordance with

2 CFR 200.516(a) of the *Uniform Guidance*?

_____ Yes X No

Identification of major federal programs:

CFDA Numbers	Name of Federal Program or Cluster
84.063	<u>Student Financial Assistance Cluster</u> Federal Pell Grant Program
84.002	Adult Education-Basic Grants to States

Dollar threshold used to distinguish between Type A and Type B programs:

\$750,000.00

Auditee qualified as low-risk auditee?

 X Yes _____ No

Schedule of Findings and Questioned Costs
For the Year Ended September 30, 2020

Section II – Financial Statement Findings (GAGAS)

No matters were reportable.

Section III – Federal Awards Findings and Questioned Costs

No matters were reportable.

Auditee Response



INGRAM STATE TECHNICAL COLLEGE

Post Office Box 220350 • Deatsville, Alabama 36022

Phone (334) 285-5177 • Fax (334) 285-2521

<http://www.istc.edu>

Wednesday, October 20, 2021

Rachel Laurie Riddle
Chief Examiner
Department of Examiners of Public Accounts
Post Office Box 302251
Montgomery, Alabama 36130-2251

Ms.Riddle:

Please find attached our response to the audit report of Ingram State Technical College for the year ended September 30, 2020. The College has prepared and hereby submits the attached Corrective Action Plan.

Sincerely,

Annette Funderburk
President

AF;bwl



INGRAM STATE TECHNICAL COLLEGE

Post Office Box 220350 • Deatsville, Alabama 36022

Phone (334) 285-5177 • Fax (334) 285-2521

<http://www.istc.edu>

Auditee Response

For the Year Ended September 30, 2020

J.F. Ingram State Technical College has prepared and hereby submits the following Auditee Response for the finding (other matter) which is included in the Schedule of State Compliance and Other Findings for the year ended September 30, 2020.

Schedule of State Compliance and Other Findings

Reference Number: 2020-001

Finding:

Live work is a paid or contracted service performed by students under real-world working conditions as an integral part of a course of study. According to the Alabama Community College System Board of Trustee policy 710.01, the person, program, institution or organization for which live work is done shall bear all actual costs of materials and parts involved and pay a service charge of no less than cost plus 10 percent and no more than cost plus 20 percent. The college, if desired, may place up to 10% of the service charge into the college's foundation account. From a population of 241 work orders, a sample of 25 work orders were randomly selected for testing. Of these 25 work orders, 17 work orders (68%) had an additional 10% designated for the foundation added to the total cost of the amount charged to the customer instead of designating 10% of the service charge.

Recommendation:

The College should ensure that all costs charged for live work is in accordance with Board Policy 710.01.

Views of Responsible Officials of the Auditee

Ingram State Technical College management agrees with this finding and will take corrective action.

Corrective Action Plan

Ingram State Technical College will institute a Corrective Action Plan to where persons, programs, institutions, or organizations participating in Live Work will bear all actual costs of materials and parts involved and will pay a service charge of no less than cost plus 10 percent and no more than cost plus 20 percent. The College will offer refunds to any person, programs, institutions, or organizations that paid more than 20 percent.

Anticipated Completion Date:

The anticipated completion date is Wednesday, December 15, 2021

Contact Person(s):

Brannon Lentz, EdD
Dean of Administration